

Shenzhen Lanmage Medical Technology Co., Ltd.

Address: 1st Floor, Building B, Jingchengda Industrial Park, No. 4 Keji Road, Langxin Community,
Shiyan Street, Bao'an District, Shenzhen, 518000, P.R. China

Website: www.lanmage.com E-mail: oversea@lanmage.com

Tel : (86-755) 6686 9600-808

©copyright2020 Shenzhen Lanmage Medical Technology Co., Ltd. All rights reserved.

  EN ISO 13485:2016




Simple yet Exceptional

6600 UC

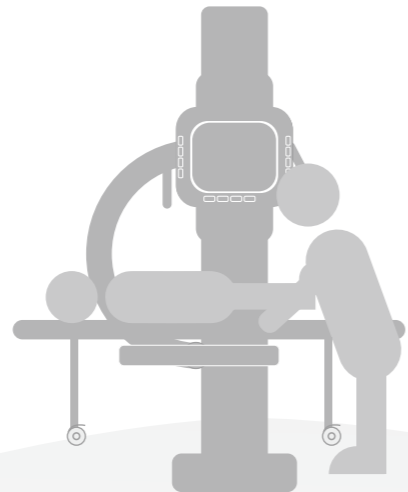
UC-arm Medical Digital X-ray System

Excellent Performance in Multiple Scenarios

- ◆ Well-knit structure, less space occupation
- ◆ Fast screening for physical examination



- ◆ More flexible to the patient in emergency







Flexible in Different Positions

- ◆ One-key positioning
- ◆ Minimal C-arm design with large angle rotation
- ◆ Easy to satisfy multi-positional imaging requirements: upright, supine, lateral, axial and many other special positions



Powerful Image Chain Strong Adaptability

-  UHF high-voltage generator ensures the X-ray stability and performance.
-  High heat capacity tube ensures continuous exposure for high patient volume.
-  Large size of amorphous silicon FPD ensures high-efficiency diagnosis.
-  Powerful specialized software enhances visual experience for every image, while reducing radiographic dose.



Intelligent Algorithm for High Resolution Image

- Image processing: image enhancement, balance, noise reduction
- Image gray scale can be adjusted automatically or manually.
- Specific screening program for pneumoconiosis



C-spine



Chest



Chest



Pelvis



Hands



Knee joint



L-spine



L-spine



Foot

